


# MCASE+™ Series

## Cartridge Fuses – Rated 32V

RoHS



1: Recommended MCASE Fuse Puller. MATERIAL NUMBER 00970054XPA

### Description

MCASE+™ cartridge fuses protect automotive circuits from inrushes of current while taking up minimal space. Unslotted MCASE+ fuses mount on 2.8 mm terminals, and Slotted MCASE+ fuses can mount on bus bars or 6.3 mm terminals. MCASE+ High Temperature fuses produce a lower voltage drop and experience a lower temperature rise when subjected to harsher conditions.

Note that the current-carrying capability of the mating terminals must be verified to ensure proper system operation. Please contact Littelfuse for details regarding the test setup definition, which refers to ISO 8820-4 (Plated Mating Tab Terminals).

### Features & Benefits

- Semitransparent cover makes it easier to see when fuse blows
- High-contrast amperage stamp on the top of the housing aids identification
- Color coding indicates amperage rating for each fuse
- High Temperature fuses clearly labeled "HT"
- Slotted fuses can mount on busbars
- Comply with ISO 8820-4

### Applications

- Cars / SUVs
- Trucks
- Offroad vehicles
- Buses
- Watercraft as approved by Littelfuse®

### Additional Information



Resources



Samples

### See Disclaimer Notice

<b>Voltage Rating:</b>	32 V DC
<b>Interrupting Rating:</b>	1000 A @ 32 V DC
<b>Recommended Environmental Temperature:</b>	-40 °C to +125 °C
<b>Housing Material:</b>	PPA-GF33 (U.L. 94 Flammability rating - HB)
<b>Cover Material:</b>	PA66 (U.L. 94 Flammability rating - V2)
<b>Typical Weight per Fuse:</b>	1.15 g
<b>Fuse Insertion Force:</b>	50N (11.2 lb) - Typical
<b>Extraction Force:</b>	4N Min. (0.9 lb) / 24.5N Max (5.5 lb) - Single Terminal
<b>Comply With:</b>	SAE 2741 and ISO 8820-4 in reference to electrical, mechanical and environmental performance requirements.

\*Note: Silver plating allows up to 150 °C at the terminal interface.

### Ordering Information

Part Number	Type	Current Rating (A)	Package Size
0695xxx.PXPS	Slotted	15 – 60	2000
0695xxx.PXPS-HT	Slotted	40 – 60	2000
0695xxx.PXP	Unslotted	15 – 40	2000
0695xxx.PXP-HT	Unslotted	40	2000

# MCASE+™ Series

## Cartridge Fuses – Rated 32V

### Ratings

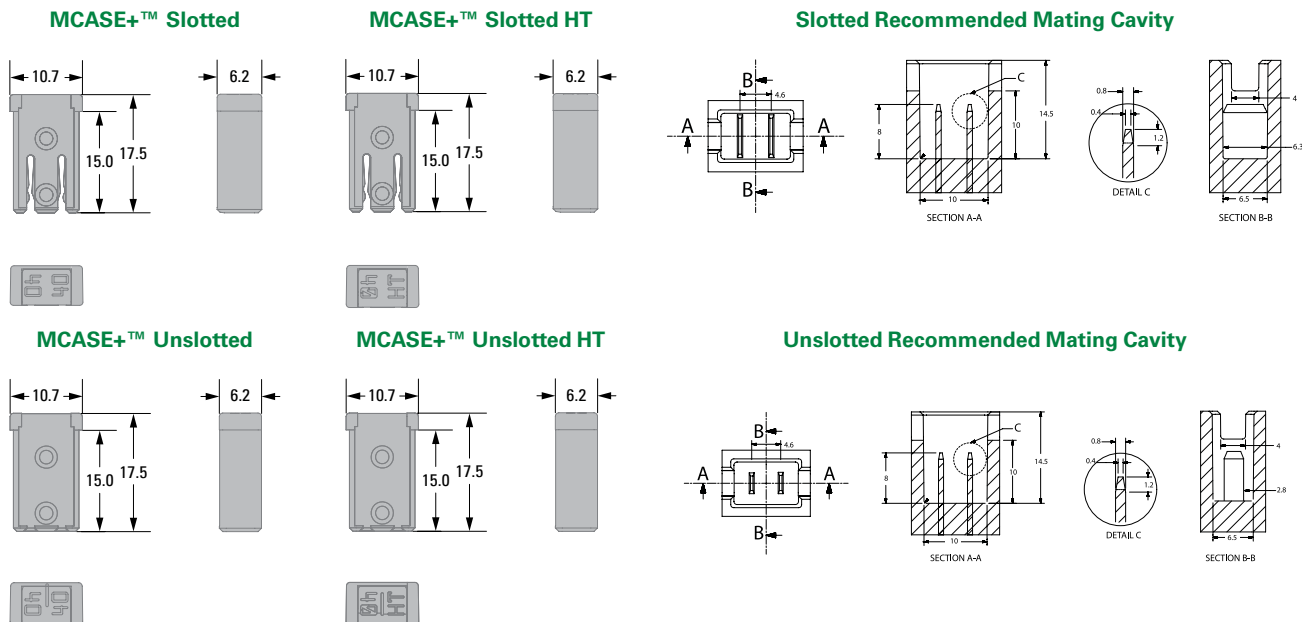
Part Number	Type	Current Rating (A)	Housing Material Color	Test Cable Size (mm <sup>2</sup> )	Typ. Voltage Drop (mV)	Typ. Cold Resistance (mΩ)	Typ. I <sup>2</sup> t (A <sup>2</sup> s)
0695015.PXPS	Slotted	15	Grey	1.25	97	4.8	295
0695020.PXPS	Slotted	20	Blue	1.25	100	3.4	570
0695025.PXPS	Slotted	25	Orange	2	99	2.5	1370
0695030.PXPS	Slotted	30	Pink	2	112	1.8	1030
0695040.PXPS	Slotted	40	Green	3	107	1.1	1400
0695050.PXPS	Slotted	50	Red	5	109	0.77	3800
0695060.PXPS	Slotted	60	Yellow	5	102	0.54	8000
0695040.PXPS-HT	Slotted	40	Green	3	111	0.89	2500
0695050.PXPS-HT	Slotted	50	Red	5	74	0.64	5700
0695060.PXPS-HT	Slotted	60	Yellow	5	90	0.46	13000
0695015.PXP	Unslotted	15	Grey	1.25	97	4.8	300
0695020.PXP	Unslotted	20	Blue	1.25	106	3.4	600
0695025.PXP	Unslotted	25	Orange	2	114	2.5	1200
0695030.PXP	Unslotted	30	Pink	2	96	1.8	1000
0695040.PXP	Unslotted	40	Green	3	101	1	1700
0695040.PXP-HT	Unslotted	40	Green	3	109	0.89	2500

**Note 1:** The performance of the male terminal is critical to ensuring the fuse will function as designed. The current carrying capability of the mating terminal must be verified to ensure proper system operation. Fixture Test Set Up Refer To ISO 8820 4 (Plated Mating Tab Terminals). Please contact Littelfuse® for details regarding Test Set Up Definition.

**Note 2:** The typical I<sup>2</sup>t is an average value calculated from the breaking capacity tests by using the melting time before the arcing occurs.

### Dimensions

Dimensions in mm. Please refer to the outline drawing for dimensions and tolerances.

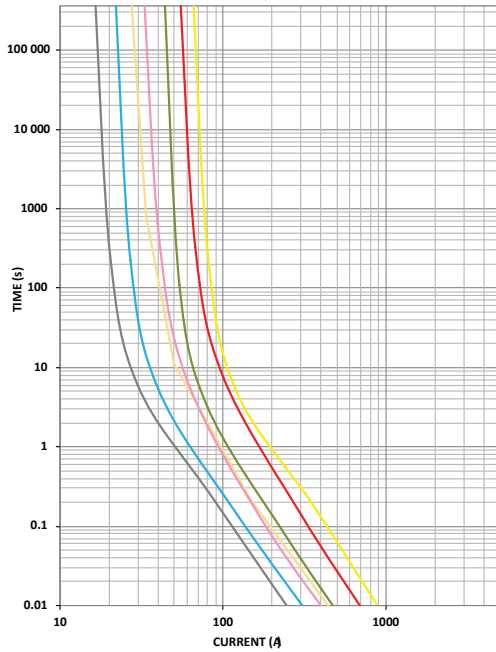


# MCASE+™ Series

## Cartridge Fuses – Rated 32V

### MCASE+™ Slotted

#### Time-Current Characteristic



% of Rating	Opening Time Min. / Max. (s)
110	360 000 / –
135	60 / 1800
200	2 / 60
350	0.2 / 7
600	0.04 / 1

- 15 A
- 20 A
- 25 A
- 30 A
- 40 A
- 50 A
- 60 A

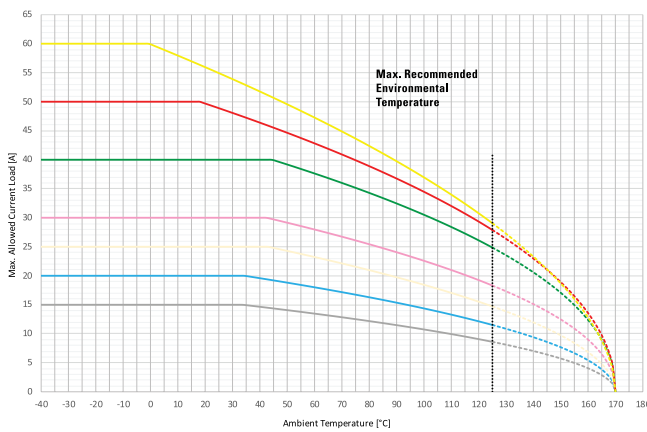
**Note:** Current recommendation may be impacted by the final condition of the application (terminals characteristics, wire size etc.). Please contact Littelfuse® for more information.

#### Typical Derating Curves

Temperature security margin is 20%

Wire Cross Section And Fixture Test Set Up Refer To ISO 8820-3

Please contact Littelfuse® for Details Regarding Derating Test Set Up.



	Max. allowed current load (A) at ambient temperature based on typical derating						
	-40 °C	0 °C	20 °C	65 °C	85 °C	110 °C	125 °C
<b>15A</b>	15	15	15	13	12	10	9
<b>20A</b>	20	20	20	18	16	13	12
<b>25A</b>	25	25	25	23	20	17	15
<b>30A</b>	30	30	30	27	25	21	18
<b>40A</b>	40	40	40	37	33	28	25
<b>50A</b>	50	50	50	42	38	32	28
<b>60A</b>	60	60	56	46	41	34	29

- 15 A
- 20 A
- 25 A
- 30 A
- 40 A
- 50 A
- 60 A

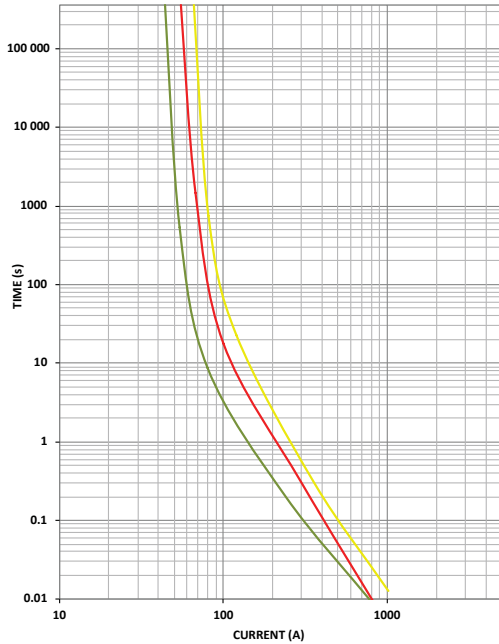
**Note:** Current recommendation may be impacted by the final condition of the application (terminals characteristics, wire size etc.). Please contact Littelfuse® for more information.

# MCASE+™ Series

## Cartridge Fuses – Rated 32V

### MCASE+™ Slotted HT

#### Time-Current Characteristic



% of Rating	Opening Time Min. / Max. (s)
110	360 000 / –
135	60 / 1800
200	2 / 60
350	0.2 / 7
600	0.04 / 1

— 40 A  
— 50 A  
— 60 A

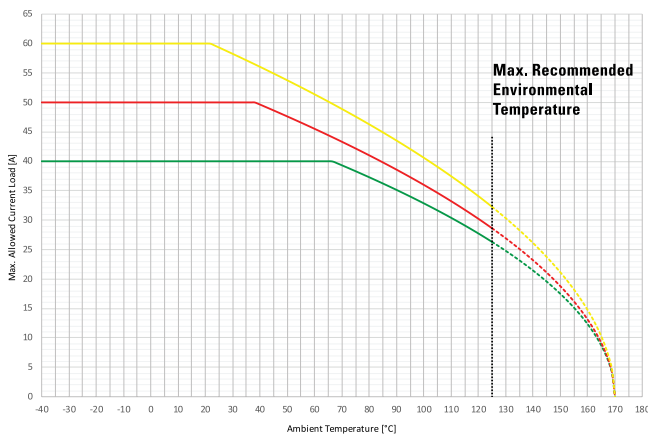
**Note:** Current recommendation may be impacted by the final condition of the application (terminals characteristics, wire size etc.). Please contact Littelfuse® for more information.

#### Typical Derating Curves

Temperature security margin is 20%

Wire Cross Section And Fixture Test Set Up Refer To ISO 8820-3

Please contact Littelfuse® for Details Regarding Derating Test Set Up.



	Max. allowed current load (A) at ambient temperature based on typical derating						
	-40 °C	0 °C	20 °C	65 °C	85 °C	110 °C	125 °C
<b>40A HT</b>	40	40	40	40	36	30	26
<b>50A HT</b>	50	50	50	44	40	33	29
<b>60A HT</b>	60	60	60	50	45	37	32

— PXPS 40 A HT  
— PXPS 50 A HT  
— PXPS 60 A HT

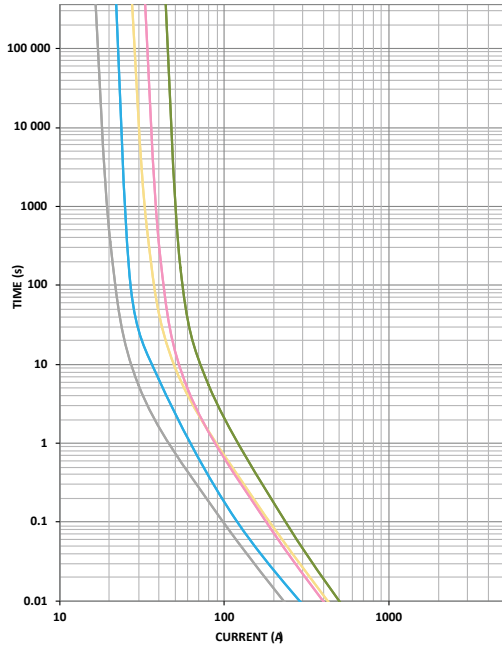
**Note:** Current recommendation may be impacted by the final condition of the application (terminals characteristics, wire size etc.). Please contact Littelfuse® for more information.

# MCASE+™ Series

## Cartridge Fuses – Rated 32V

### MCASE+™ Unslotted

#### Time-Current Characteristic



% of Rating	Opening Time Min. / Max. (s)
110	360 000 / –
135	60 / 1800
200	2 / 60
350	0.2 / 7
600	0.04 / 1

- 15 A
- 20 A
- 25 A
- 30 A
- 40 A

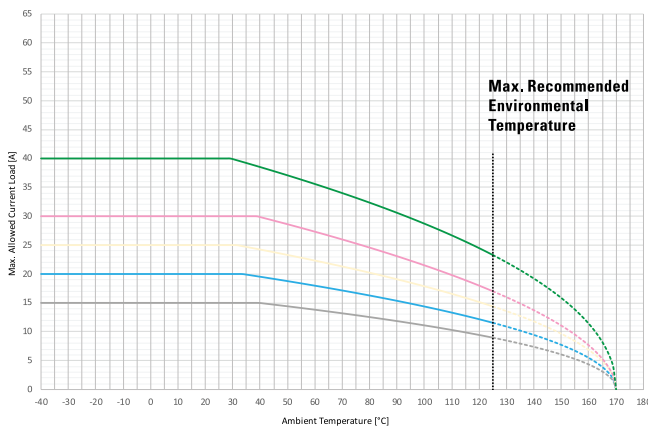
**Note:** Current recommendation may be impacted by the final condition of the application (terminals characteristics, wire size etc.). Please contact Littelfuse® for more information.

#### Typical Derating Curves

Temperature security margin is 20%

Wire Cross Section And Fixture Test Set Up Refer To ISO 8820-3

Please contact Littelfuse® for Details Regarding Derating Test Set Up.



**Max. allowed current load (A) at ambient temperature based on typical derating**

	-40 °C	0 °C	20 °C	65 °C	85 °C	110 °C	125 °C
<b>15A</b>	15	15	15	14	12	10	9
<b>20A</b>	20	20	20	18	16	13	12
<b>25A</b>	25	25	25	22	20	17	14
<b>30A</b>	30	30	30	27	24	20	17
<b>40A</b>	40	40	40	35	31	27	23

- PXP 15 A
- PXP 20 A
- PXP 25 A
- PXP 30 A
- PXP 40 A

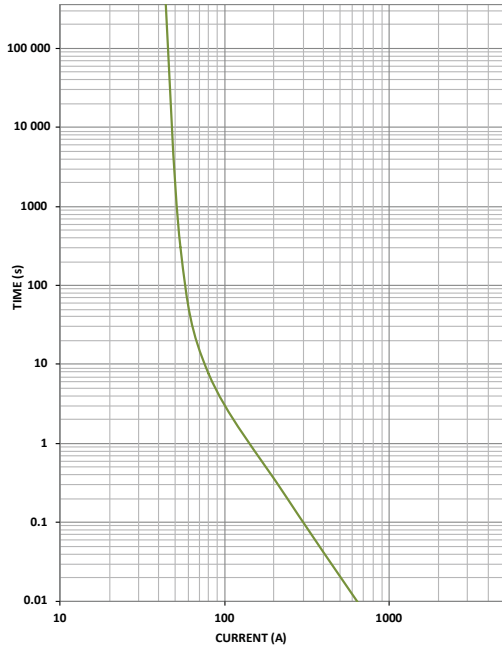
**Note:** Current recommendation may be impacted by the final condition of the application (terminals characteristics, wire size etc.). Please contact Littelfuse® for more information.

# MCASE+™ Series

## Cartridge Fuses – Rated 32V

### MCASE+™ Unslotted HT

#### Time-Current Characteristic



% of Rating	Opening Time Min. / Max. (s)
110	360 000 / –
135	60 / 1800
200	2 / 60
350	0.2 / 7
600	0.04 / 1

— 40 A

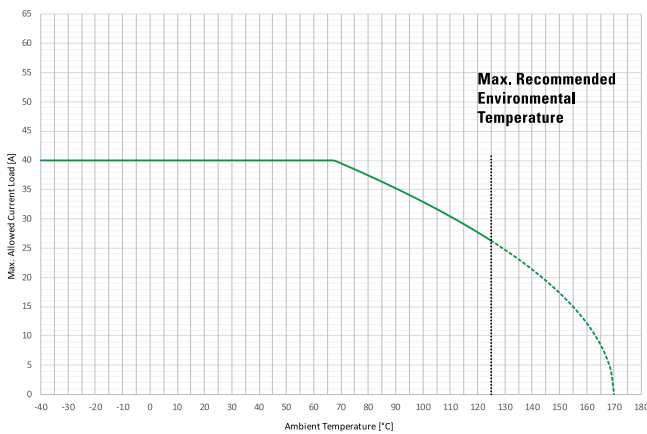
**Note:** Current recommendation may be impacted by the final condition of the application (terminals characteristics, wire size etc.). Please contact Littelfuse® for more information.

#### Typical Derating Curves

Temperature security margin is 20%

Wire Cross Section And Fixture Test Set Up Refer To ISO 8820-3

Please contact Littelfuse® for Details Regarding Derating Test Set Up.



40A HT	Max. allowed current load (A) at ambient temperature based on typical derating						
	-40 °C	0 °C	20 °C	65 °C	85 °C	110 °C	125 °C
	40	40	40	40	36	30	26

— PXP 40A HT

**Note:** Current recommendation may be impacted by the final condition of the application (terminals characteristics, wire size etc.). Please contact Littelfuse® for more information.

**Disclaimer Notice** - Information furnished is believed to be accurate and reliable. However, users should independently evaluate the suitability of and test each product selected for their own applications. Littelfuse products are not designed for, and may not be used in, all applications. Read complete Disclaimer Notice at <https://www.littelfuse.com/legal/disclaimers/product-disclaimer.aspx>